

Electronic Conductance and Thermopower of Cross-Conjugated and Skipped-Conjugated Molecules in Single-Molecule Junctions

Rebecca J. Salthouse, Juan Hurtado-Gallego, Iain M. Grace, Ross Davidson, Ohud Alshammari, Nicolás Agrait,* Colin J. Lambert,* and Martin R. Bryce*



Cite This: *J. Phys. Chem. C* 2023, 127, 13751–13758



Read Online

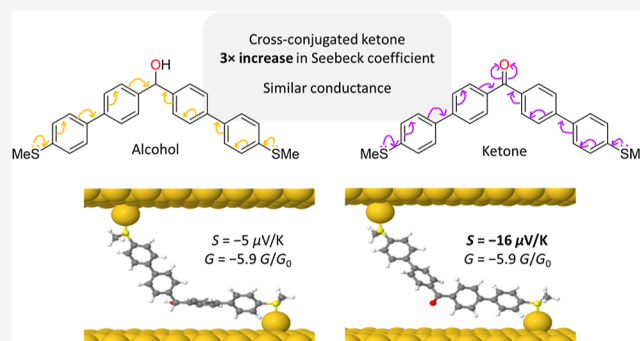
ACCESS |

Metrics & More

Article Recommendations

Supporting Information

ABSTRACT: We report a combined experimental and theoretical study of a series of thiomethyl (SMe) anchored cross-conjugated molecules featuring an acyclic central bridging ketone and their analogous skipped-conjugated alcohol derivatives. Studies of these molecules in a goldsingle-moleculegold junction using scanning tunneling microscopy-break junction techniques reveal a similar conductance (G) value for both the cross-conjugated molecules and their skipped-conjugated partners. Theoretical studies based on density functional theory of the molecules in their optimum geometries in the junction reveal the reason for this similarity in conductance, as the predicted conductance for the alcohol series of compounds varies more with the tilt angle. Thermopower measurements reveal a higher Seebeck coefficient (S) for the cross-conjugated ketone molecules relative to the alcohol derivatives, with a particularly high S for the biphenyl derivative **3a** ($-15.6 \mu\text{V}/\text{K}$), an increase of threefold compared to its alcohol analog. The predicted behavior of the quantum interference (QI) in this series of cross-conjugated molecules is found to be constructive, though the appearance of a destructive QI feature for the degeneracy of the HOMO orbital and may explain the enhancement of the value of S for this molecule.



INTRODUCTION

Molecular-scale electronics continues to progress rapidly as a result of combined experimental and theoretical studies of charge transport through single-molecules that are anchored between two metallic electrodes in a molecular junction.^{1–5} A long-standing goal of this research field is to overcome the technology limits of Moore's law⁶ by downsizing integrated circuits to the scale of a few nanometers, thereby paving the way for implementing molecular components in information technologies.^{7–10} While most studies of molecular electronics still concern fundamental science, there is the prospect of future applications of molecules in nanoscale devices such as switches, diodes, transistors, sensors, logic gates, and thermoelectric generators.^{11–13}

In the context of molecular design, it is essential to understand the subtle interplay of steric and electronic factors that regulate charge transport through a molecular junction. Critical features are the charge distribution along the backbone of the molecule, the energies of frontier orbitals and the nature of the interface of the molecule with the electrodes.^{14,15} The transport properties in molecular junctions are intimately linked with resonances associated with quantum interference (QI), which can lead to enhanced (constructive CQI) or suppressed (destructive DQI) electrical conductance.^{16–23} The majority of molecules studied in single-molecule junctions


possess highly conjugated backbones, for example oligo(arylene-ethynylene)s^{24,25} or oligo(arylene)s,²⁶ with para-connectivity between the monomer units to maximize the extent of linear π -electron conjugation and thereby enhance electrical conductance through CQI.

Alongside studies of conductance, research into the thermoelectric properties of organic materials is rapidly expanding, due to their potential applications as flexible thermogenerators and Peltier coolers. Single-molecule junctions are an ideal test-bed for probing structure-thermoelectric property relationships.^{27,28} An efficient thermoelectric material should have a high Seebeck coefficient S , high electrical conductance G , and low thermal conductivity κ . DQI in a junction creates an anti-resonance close to the Fermi energy (E_F), leading to an increase in the value of S but reducing the value of G . DQI has been shown to be a prominent feature of meta-linked anchoring groups and backbones.^{22,29,30} Cross-conjugation is an important concept³¹ that has led to

Received: February 2, 2023

Revised: June 21, 2023

Published: July 6, 2023



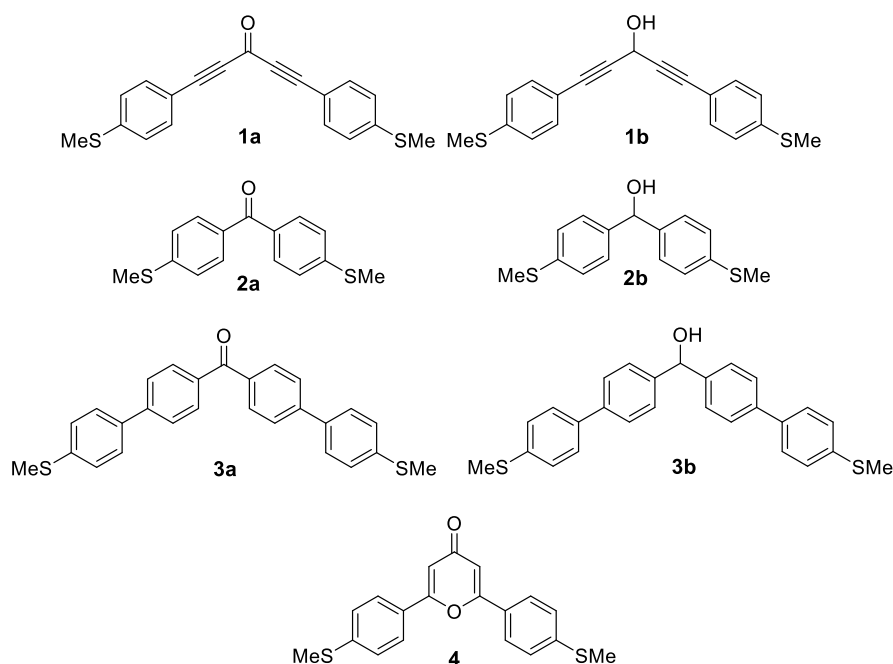


Figure 1. Structures of compounds used in this study bearing cross-conjugated ketone groups (1a–3a and 4) and the analogous skipped-conjugated alcohol derivatives (1b–3b).

interesting conductance and QI effects that have been predicted theoretically and observed experimentally in some cases.^{32–37} However, there remains considerable scope to explore new molecules with different conjugation pathways, especially their thermopower properties.

We now report on a series of cross-conjugated molecules 1a–3a and 4 with a central bridging ketone group in the backbone, and the skipped-conjugated (broken-conjugated) alcohol analogs 1b–3b (Figure 1). Measurements of electrical conductance and Seebeck coefficient using scanning tunneling microscopy-break junction (STM-BJ) techniques, combined with density functional theory (DFT) calculations, establish some key structural features of these types of molecules that determine the conductance and the thermopower of the single-molecule junctions.

RESULTS AND DISCUSSION

Molecular Design and Synthesis. Cyclic ketones, such as anthraquinone,^{21,38–40} fluorenone,^{30,35,41,42} and diketopyrrolopyrrole^{43–45} derivatives, have been studied in detail in molecular junctions. However, we are not aware of any comparable studies on the transmission properties (conductance or thermopower) of molecules with an acyclic ketone or a pendant alcohol group in the backbone. These acyclic structures are of special interest because, unlike the cyclic ketones, with the exception of anthraquinone when anchors are attached to different phenyl rings (2,6- or 2,7-disubstitution), transmission must pass through the sp^2 or sp^3 carbon atom of the $R_2C=O$ or the $R_2CH(OH)$ unit, respectively, at the core of the molecule. This may lead to interesting QI features that are not present in the cyclic ketone analogs where an alternative pathway through a C–C bond is available. Additionally, conformational flexibility could play a role in the acyclic molecules. The present work concerns molecules 1–4 which have thiomethyl groups attached at both termini to assemble goldsingle-molecule|gold junctions. The detailed procedures for the synthesis of 1–4 are reported in

the Supporting Information, along with their characterization by NMR spectroscopy, mass spectrometry, and elemental analysis, including the single-crystal X-ray structure of 4.

Our choice of target molecules proceeded as follows. Based on our recent study of cross-conjugated enediyne derivatives,³⁷ we initially studied diynones derivative 1a and were surprised that upon attempted assembly of 1a in the junction, no conductance peak could be observed within the range of our experimental setup (i.e., $G < \approx 10^{-6.5} G_0$). This result is in contrast with the expected observable conductance based on theoretical calculations for 1a (see below). A possible explanation for this discrepancy is that 1a rearranges or degrades on the gold surface. Indeed, while our work was in progress, it was reported that related diynones rearrange to γ -pyrones in the presence of gold nanoparticles supported on titania (Au/TiO₂) in solution, initiated by the aurophilicity of the triple bonds.⁴⁶ We, therefore, synthesized the corresponding γ -pyrone derivative 4 by acid-catalyzed rearrangement of 1a following a literature route:⁴⁷ compound 4 would be the expected product of the Au-catalyzed rearrangement of 1a. To our surprise, no conductance could be measured for 4 in junction experiments, in disagreement with the theory for 4 (see below). We next synthesized diaryl ketones 2a and 3a which do not have any alkyne units. Analogous alcohol derivatives of 1a, 2a, and 3a (namely, 1b–3b) were also synthesized to explore the effect of cross-conjugated ketone versus skipped-conjugated alcohol functionality at the core of the molecules. The conductance and thermopower of 2a, 3a, and 1b–3b were successfully measured and the experimental data are discussed below, supported by quantum transport calculations.

Conductance (G) and Thermopower (S) Measurements. G measurements of molecular junctions were performed using a modified home-built scanning tunneling microscope (STM) at ambient conditions and room temperature using the STM-break junction (STM-BJ) technique.⁴⁸ The sample is contacted with the STM tip and, when the tip is

retracted, atomic Au contacts form before the metallic contact breaks and a molecule may be trapped between both electrodes, forming a goldsingle-moleculegold junction. By recording the current during this whole process, current-distance (*IZ*) curves are obtained, showing a plateau in *G* values as a signature of molecular junction formation.

1D conductance histograms of compounds 1–3, shown in Figure 2, were performed by collecting thousands of *IZ* traces

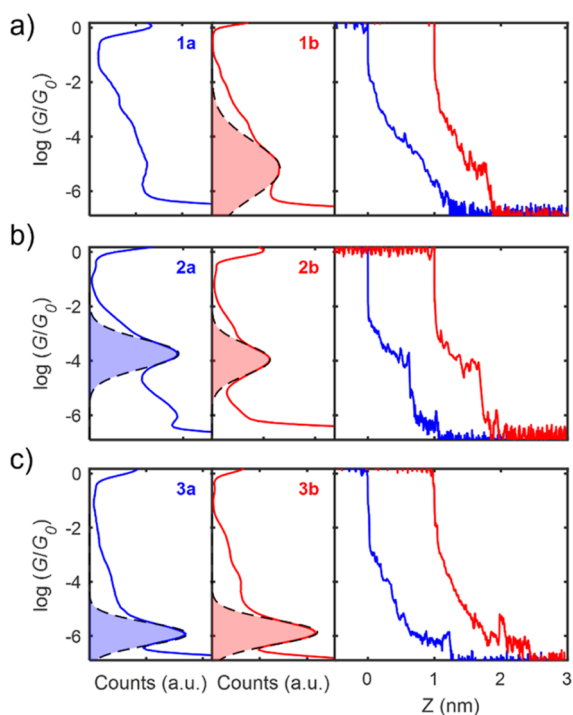


Figure 2. Conductance measurements of compounds 1–3. Left panels show 1D conductance histograms (blue lines) and Gaussian fit to the conductance peak (black line and blue filled area) of compounds 1a (a), 2a (b), and 3a (c). Middle panel shows 1D conductance histograms (red lines) and Gaussian fit to the conductance peaks (black dashed line and filled red area) of compounds 1b (a), 2b (b), and 3b (c). Right panel shows individual current vs distance traces of the acyclic ketone (blue line) and pendant alcohol compounds (red line) of compounds 1 (a), 2 (b), and 3 (c).

and eliminating those without a clear molecular plateau using a non-supervised clustering technique.^{49,50} In the case of compound 1a, no clear plateau signature was found in the *IZ* traces; therefore, all traces are included in the 1D conductance histogram, shown in the left panel of Figure 2a. Gaussian distributions were fitted to all the main conductance

peaks, as shown in the left and middle panels of Figure 2, and mean conductance values, shown in Table 1, were obtained from their mean value. No conductance was observed for compound 4, contrary to theory (see Figure S18). We tentatively propose this molecule is decomposing during the measurements; there is precedent for nucleophilic attack at a carbon adjacent to the cyclic oxygen in solution experiments.^{51,52}

Similar conductance values were obtained for the acyclic ketones and their analogous compound with a pendant alcohol group, with a conductance value of around $G \approx 10^{-4} G_0$ for compounds 2a–b and $G \approx 10^{-6} G_0$ for compounds 3a–b. These results highlight that cross-conjugation versus skipped-conjugation has no significant influence on the conductance of these molecules. Individual *IZ* traces of compounds 1–3 are shown in the right panels of Figure 2 and clear conductance plateaus are observed in all compounds except for compound 1a, in contrast to the cross-conjugated alkene analogs studied previously.³⁷ The apparent stretching length (L_s) was measured for all the conducting compounds (more information about the procedure is provided in the Supporting Information), showing that, as expected, plateau lengths for each group of compounds with different pendant groups are the same.

Comparing these results to reported cyclic derivatives, cross-conjugated anthraquinone is known to be less conductive than its reduced linear conjugated radical anion,^{38,39} as well as anthracene and the broken-conjugated dihydroanthracene,²¹ due to a prominent DQI feature close to the electrode Fermi energy for anthraquinone. Reported conductance values for reduced anthraquinone ($10^{-4.6} G_0$ to $10^{-5.4} G_0$) are within a similar range to the results presented here for both the alcohol and ketone derivatives. In addition, similar conductance values have been reported for para-connected fluorene/fluorenone molecules. However, meta connectivity gave a much lower conductance value for fluorene compared to the analogous cross-conjugated fluorenone due to almost entire suppression of DQI.³⁵

To measure *S*, a temperature difference between the tip and the sample is created by heating up the tip with a 1 k Ω series resistor placed on the tip holder. The tip temperature, T_h , increases as the sample temperature, T_c , remains at room temperature. These temperatures were measured using thermocouples placed on top of the resistor and sample, respectively. The thermovoltage response of the molecule (V_{th}) in the junction is measured by performing small current–voltage (*IV*) ramps of ± 10 mV while the molecule is in the junction. By calculating their zero-current crossing point and slope, V_{th} and *G* are simultaneously measured, respectively. As the Seebeck coefficient is defined by $S = -\Delta V/\Delta T$, various

Table 1. (a) Experimental STM-BJ Results of all Compounds^a

| | | | 1a | 1b | 2a | 2b | 3a | 3b | 4 |
|-----|--------------|------------------|-------|------|-------|------|-------|------|-------|
| (a) | experimental | L_s (nm) | × | 0.9 | 0.8 | 0.8 | 1.5 | 1.5 | × |
| | | $G \log(G/G_0)$ | × | −5.0 | −3.7 | −4.0 | −5.9 | −5.9 | × |
| | | S (μ V/K) | × | −2.6 | −3.5 | −2.5 | −15.6 | −5.0 | × |
| (b) | theoretical | L (nm) | 1.5 | 1.5 | 1.1 | 1.1 | 1.8 | 1.8 | 1.2 |
| | | $G \log(G/G_0)$ | −4.1 | −5.7 | −4.7 | −4.9 | −6.4 | −5.8 | −6.5 |
| | | S (μ V/K) | −21.9 | −7.9 | −17.4 | −8.3 | −24.0 | −1.1 | −19.9 |

^aThe crosses indicate that no significant conductance plateau was observed. L_s is the apparent stretching length (see Supporting Information for details). (b) Theoretical results of all compounds evaluated for the optimum geometry at tilt angle $\theta = 60^\circ$.

temperatures are applied to the tip in order to calculate S by performing a linear regression of all the measured V_{th} values vs ΔT points, where $\Delta T = T_{\text{h}} - T_{\text{c}}$.

Figure 3 shows, as solid lines, the linear regressions of compounds **1b**, **2**, and **3**, where empty circles and error bars

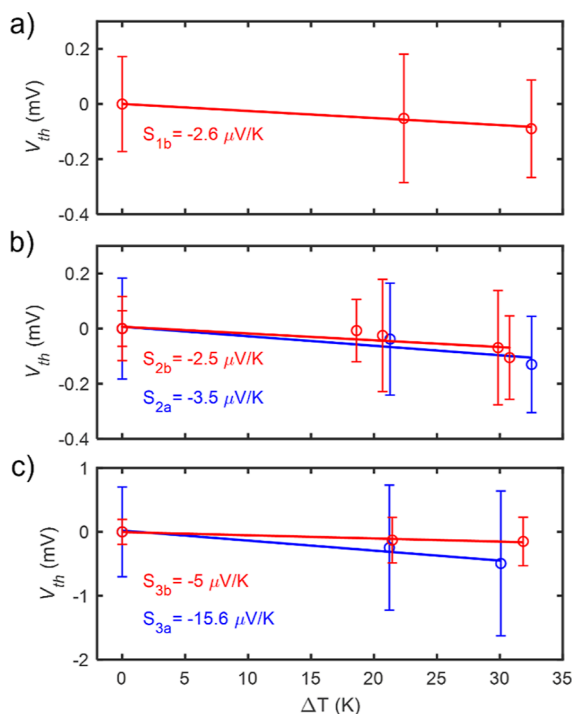


Figure 3. Seebeck coefficient measurements of compounds **1b** (a), **2** (b), and **3** (c). Linear regression of all the measured V_{th} vs ΔT points for each molecule are shown as solid lines. Empty circles and error bars are the mean values and standard deviations of each individual measurement, respectively. Blue lines represent the acyclic ketone compounds and red lines the corresponding compounds with a pendant alcohol group.

represent the mean value and standard deviation of all the different V_{th} vs ΔT measured sets, respectively. The Seebeck coefficients of molecules **2** and **3** indicate that the presence of a pendant acyclic ketone (blue lines) increases S with respect to the analogous compounds bearing a pendant alcohol group. In particular, there is a notable increase in S for compound **3a** compared to **3b**, with values of -15.6 and $-5 \mu\text{V/K}$, respectively. The negative sign of S for all molecules is a signature of LUMO-dominated electronic transport, as previously reported for SME anchor groups.⁵³ The experimental STM-BJ data are presented in Table 1, in comparison with values obtained by theoretical calculations (see below).

Theoretical Calculations. To gain further insight into the structure-transmission property relationships in molecules **1–4**, quantum transport calculations were performed. The density functional code SIESTA⁵⁴ and transport code GOLLUM⁵⁵ were used to calculate the conductance and Seebeck coefficients of molecules **1–4**. First the optimum geometry of each molecule was found and then the molecule was attached to gold electrodes. Our previous work³⁷ investigated the importance of the molecular orientation in determining the behavior of cross-conjugated molecules. Here we consider two configurations, determined by the tilt angle, θ , where θ is the angle between the axis of the molecule (defined by the

terminating sulfur atoms) and the normal of the gold surface (Figure S37).

The SME anchor groups attach to a surface adatom and the optimum geometry was calculated at angles of $\theta = 20^\circ$ and $\theta = 60^\circ$. Figure 4 shows example junction configurations for molecule **2a**, where $\theta = 60^\circ$ is the optimum configuration and the smaller tilt angle is less energetically favorable. The zero bias transmission coefficient, $T(E)$, was then calculated for each of the molecules as a function of electron energy, E , with the resulting data shown in Figure 4. The two angles were chosen to explore the difference between the optimum angle of 60° and the more linear junction of 20° . This shows how the transmission coefficients of cross and skipped molecules exhibit different dependencies on the tilt angle. In the case of the small tilt angle, the cross-conjugated molecules have a much larger conductance than the skipped molecules. This is to be expected, because the HOMO–LUMO gap of the cross-conjugated molecules is larger than that of the skipped molecules, in contrast with our experimental measurements. However, for the larger tilt angle, this theoretical behavior does not hold, especially for molecules **2** and **3**, where the transmission coefficients are very similar for both the cross and skipped molecules around the Fermi energy. This agrees with the experimental measurements, which show similar conductances for **2** and **3**.

The experimental stretching lengths for molecules **1a** and **1b** are 0.8 nm in contrast with the theoretical lengths of the molecules, which are 1.1 nm . For **2a** and **2b**, the stretching length is 1.5 nm in contrast with the theoretical molecular lengths of 1.8 nm . In both cases, the experimental stretching lengths are shorter than the lengths of the molecule, which is consistent with a tilted geometry.

It has been shown that cross-conjugated molecules demonstrate quantum interference in molecular junctions and that cross-conjugation typically leads to destructive quantum interference (DQI) features.²⁵ Cyclic derivatives also have predicted QI behavior, with those containing anthraquinone units showing DQI,⁵⁶ whereas those with fluorenone units show a Fano resonance.^{41,57} A simple method to determine the nature of the interference is the orbital product rule,⁵⁸ which predicts that DQI will occur when the orbital products of the contact site have the same sign for the HOMO and LUMO, and constructive quantum interference (CQI) will occur when they have the opposite sign. The HOMO and LUMO orbitals for molecules **1–4** are shown in Figures S20–S26 (the sign of the wave function is denoted blue for negative and red for positive). For the cross-conjugated compounds **1a**, **2a**, **3a**, and **4**, the wavefunction on both contact atoms has the same sign for the LUMO and the opposite sign for the HOMO, indicating constructive interference. Molecules **1b**, **2b**, and **3b** are also predicted to show constructive interference.

Comparing the transport for the cross-conjugated with the skipped-conjugated molecules shows that for molecules **1a** and **1b**, the behavior in the HOMO–LUMO gap shows CQI and a significant increase in the transmission value around the Fermi energy ($E - E_{\text{F}}^0 = 0 \text{ eV}$) (larger than an order of magnitude) for the ketone-based molecule at both tilt angles of 20 and 60° . This can be attributed to the smaller HOMO–LUMO gap of molecule **1a** in comparison with **1b** (Table S2) and the lower lying LUMO level. Again, comparing molecules **2a** and **2b**, the transmission curves both show CQI in the gap and at $\theta = 20^\circ$, the value for **2a** is much larger. However, for the transmission

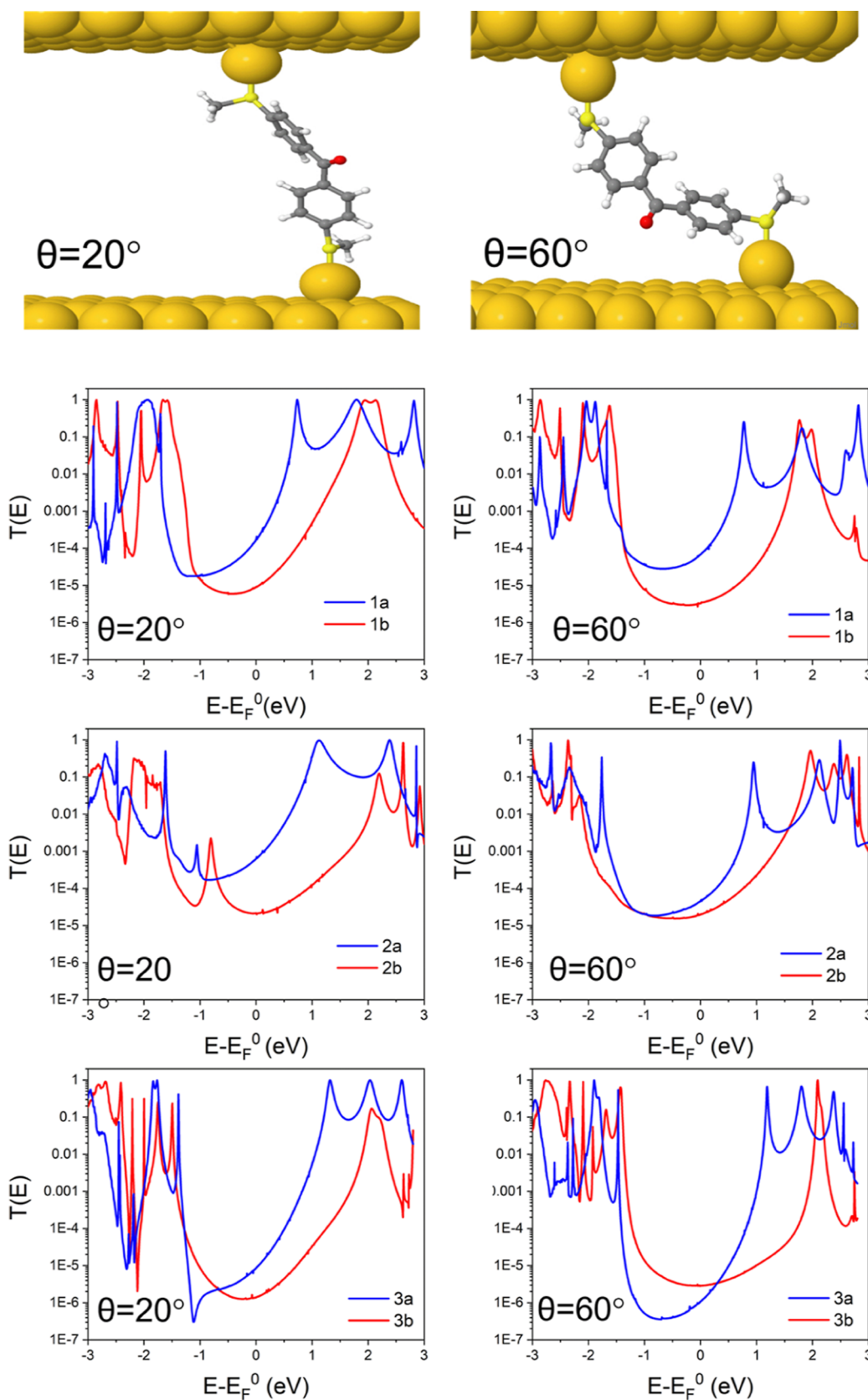


Figure 4. (Top) Junction geometry for molecule 2a connected to gold electrodes via a gold adatom for a tilt angle of 20° (left) and 60° (right). Zero bias transmission coefficient, $T(E)$, versus electron energy, E , for molecules 1a vs 1b, 2a vs 2b, and 3a vs 3b at $\theta = 20^\circ$ (left) and $\theta = 60^\circ$ (right).

at the optimum tilt angle of 60° , there is very little difference between the two molecules, with the value close to the Fermi

energy slightly larger for 2a; this matches the trend in the measured values, as shown in Table 1. The difference in

response between **1a** vs **1b** and **2a** vs **2b** can be attributed to the structure of the molecules. **1a** and **1b** are planar so the coupling between the electrodes as the molecule is tilted is consistent, whereas **2a** and **2b** are non-planar with the twisting of the rings in **2b** being larger, hence the coupling to the leads is no longer symmetric.

For molecule **3a** at $\theta = 20^\circ$, there is a clear DQI feature close to the HOMO resonance ($E - E_F^0 = -1$ eV), whereas the molecular orbitals of the HOMO and LUMO (Figure S24) predict CQI. However, for this molecule, the HOMO and HOMO-1 energy levels are degenerate, which may explain the deviation from the orbital product rule expectation. Comparing **3a** to **3b** at $\theta = 20^\circ$ reveals that the transmission is higher for **3a** at the Fermi energy, but when the angle is increased to 60° , the order is reversed and the transmission for **3b** is slightly higher.

Evaluating the room temperature conductance and Seebeck coefficient at the DFT predicted Fermi energy for the optimum tilt angle of 60° gives the results shown in Table 1. The similarity in conductance values between the ketone compounds and their analogous alcohol derivatives agrees with the trend in the experimental measurements with the ordering **2b** > **1b** > **3b** and **2a** > **3a**. In terms of the Seebeck coefficient, the molecules all show negative values, with a higher magnitude of S for the cross-conjugated molecules compared to the skipped-conjugated, which can be attributed to the lower lying LUMO levels of the former. Molecule **3a** is predicted to have the highest value of S , in agreement with experiment, and while the DQI feature does not sit close to the Fermi energy for this molecule, it does play a role in enhancing the value of S .

CONCLUSIONS

In summary, we have synthesized a series of compounds featuring an acyclic cross-conjugated ketone group and their analogous alcohol derivatives, all with SMe anchor groups. The difference in the conjugation of the molecules is not matched by a difference in the magnitude of the conductance, which is measured to be similar for both the cross-conjugated molecules and their skipped-conjugated partners. This is explained by considering the different orientations that these molecules take when the molecules are tilted in their optimum configuration; G changes more significantly with tilt angle for the alcohol derivatives **1b**–**3b**. We have also shown that the Seebeck coefficient is increased for the ketone derivatives. In particular, an unusually high Seebeck coefficient has been measured for molecule **3a** ($S = -15.6$ $\mu\text{V}/\text{K}$), an increase of threefold compared to its alcohol analog. This enhancement is in qualitative agreement with previous studies of DQI in single molecules.^{59–61} The predicted behavior of the quantum interference in this series of cross-conjugated molecules is found to be constructive, in contrast to previously studied cross-conjugated alkene molecules.³⁷ As shown in Figures S20–25, the HOMOs and LUMOs of all molecules have opposite symmetries, so the orbital product rule⁶² predicts that all molecules should exhibit CQI. One exception to this is **3a**, which has a degenerate HOMO and therefore the orbital product rule does not apply, which is why this molecule can exhibit a DQI feature in its transmission curve.

Overall, this study expands the range of molecules that have been assembled and characterized in single-molecule junctions. The particularly high S of **3a** should stimulate further studies on cross-conjugated molecules and represents a step in the

development of structure-thermoelectric property relationships toward producing more efficient organic thermoelectric devices for future applications.

ASSOCIATED CONTENT

Supporting Information

The Supporting Information is available free of charge at <https://pubs.acs.org/doi/10.1021/acs.jpcc.3c00742>.

General experimental methods and spectroscopic characterization for compounds **1**–**4**; procedures and additional data for conductance and thermopower measurements; computational methods and results and crystallographic data for compound **4** CSD-2239000 (PDF)

AUTHOR INFORMATION

Corresponding Authors

Nicolás Agraït – *Departamento de Física de la Materia Condensada and Condensed Matter Physics Center (IFIMAC) and Instituto Universitario de Ciencia de Materiales “Nicolás Cabrera” (INC), Universidad Autónoma de Madrid, Madrid E-28049, Spain; Instituto Madrileño de Estudios Avanzados en Nanociencia IMDEA-Nanociencia, Madrid E-28049, Spain; orcid.org/0000-0003-4840-5851; Email: nicolas.agrait@uam.es*

Colin J. Lambert – *Physics Department, Lancaster University, Lancaster LA1 4YB, U.K.; orcid.org/0000-0003-2332-9610; Email: c.lambert@lancaster.ac.uk*

Martin R. Bryce – *Department of Chemistry, Durham University, Durham DH1 3LE, U.K.; orcid.org/0000-0003-2097-7823; Email: m.r.bryce@durham.ac.uk*

Authors

Rebecca J. Salthouse – *Department of Chemistry, Durham University, Durham DH1 3LE, U.K.*

Juan Hurtado-Gallego – *Departamento de Física de la Materia Condensada, Universidad Autónoma de Madrid, Madrid E-28049, Spain; orcid.org/0000-0001-7036-5687*

Iain M. Grace – *Physics Department, Lancaster University, Lancaster LA1 4YB, U.K.*

Ross Davidson – *Department of Chemistry, Durham University, Durham DH1 3LE, U.K.; orcid.org/0000-0003-3671-4788*

Ohud Alshammari – *Physics Department, Lancaster University, Lancaster LA1 4YB, U.K.*

Complete contact information is available at: <https://pubs.acs.org/doi/10.1021/acs.jpcc.3c00742>

Author Contributions

R.J.S., J.H.-G., and I.M.G. contributed equally. R.J.S. and R.D. synthesized the molecules. J.H.-G. performed device fabrication and measurements. I.M.G. and O.A. carried out the computational calculations. The funding for this work was obtained by N.A., M.R.B., and C.J.L. who supervised the research and contributed to interpreting the results. M.R.B. and R.J.S. wrote the manuscript and coordinated the contributions from all co-authors.

Notes

The authors declare no competing financial interest.

ACKNOWLEDGMENTS

R.J.S., J.H.G., R.D., C.J.L., M.R.B., and N.A. acknowledge funding from the EC H2020 FET Open project grant agreement number 767187 “QUIET”. We thank Dr. Dmitrii Yufit for solving the crystal structure of **4**. N.A. acknowledges funding by Spanish MICINN (grant PID2020-114880GB-I00 and “María de Maeztu” Programme for Units of Excellence in R&D CEX2018-000805-M) and Comunidad de Madrid project Nano-MagCOST (CM S2018/NMT-4321).

REFERENCES

- (1) Cuevas, J. C.; Scheer, E. *Molecular Electronics: An Introduction to Theory and Experiment*, 2nd ed.; World Scientific, 2017.
- (2) Moth-Poulsen, K.; Bjørnholm, T. Molecular Electronics with Single Molecules in Solid-State Devices. *Nat. Nanotechnol.* **2009**, *4*, 551–556.
- (3) Su, T. A.; Neupane, M.; Steigerwald, M. L.; Venkataraman, L.; Nuckolls, C. Chemical Principles of Single-Molecule Electronics. *Nat. Rev. Mater.* **2016**, *1*, 16002.
- (4) Xiang, D.; Wang, X.; Jia, C.; Lee, T.; Guo, X. Molecular-Scale Electronics: From Concept to Function. *Chem. Rev.* **2016**, *116*, 4318–4440.
- (5) Xin, N.; Guan, J.; Zhou, C.; Chen, X.; Gu, C.; Li, Y.; Ratner, M. A.; Nitzan, A.; Stoddart, J. F.; Guo, X. Concepts in the Design and Engineering of Single-Molecule Electronic Devices. *Nat. Rev. Phys.* **2019**, *1*, 211–230.
- (6) Moore, G. E. Cramming More Components onto Integrated Circuits. *Electron. Mag.* **1965**, *38*, 114–117.
- (7) Waldrop, M. M. The chips are down for Moore’s law. *Nature* **2016**, *530*, 144–147.
- (8) Marqués-González, S.; Low, P. J. Molecular Electronics : History and Fundamentals. *Aust. J. Chem.* **2016**, *69*, 244–253.
- (9) Mack, C. A. Fifty Years of Moore’s Law. *IEEE Trans. Semicond. Manuf.* **2011**, *24*, 202–207.
- (10) Ratner, M. A Brief History of Molecular Electronics. *Nat. Nanotechnol.* **2013**, *8*, 378–381.
- (11) Chen, H.; Fraser Stoddart, J. From Molecular to Supramolecular Electronics. *Nat. Rev. Mater.* **2021**, *6*, 804–828.
- (12) Gemma, A.; Gotsmann, B. A Roadmap for Molecular Thermoelectricity. *Nat. Nanotechnol.* **2021**, *16*, 1299–1301.
- (13) Perrin, M. L.; Burzurí, E.; van der Zant, H. S. J. Single-Molecule Transistors. *Chem. Soc. Rev.* **2015**, *44*, 902–919.
- (14) Leary, E.; La Rosa, A.; González, M. T.; Rubio-Bollinger, G.; Agrait, N.; Martín, N. Incorporating Single Molecules into Electrical Circuits: The Role of the Chemical Anchoring Group. *Chem. Soc. Rev.* **2015**, *44*, 920–942.
- (15) Weibel, N.; Grunder, S.; Mayor, M. Functional Molecules in Electronic Circuits. *Org. Biomol. Chem.* **2007**, *5*, 2343–2353.
- (16) Cardamone, D. M.; Stafford, C. A.; Mazumdar, S. Controlling Quantum Transport through a Single Molecule. *Nano Lett.* **2006**, *6*, 2422–2426.
- (17) Hong, W.; Valkenier, H.; Mészáros, G.; Manrique, D. Z.; Mishchenko, A.; Putz, A.; García, P. M.; Lambert, C. J.; Hummelen, J. C.; Wandlowski, T. An MCBJ Case Study: The Influence of π -Conjugation on the Single-Molecule Conductance at a Solid/Liquid Interface. *Beilstein J. Nanotechnol.* **2011**, *2*, 699–713.
- (18) Vazquez, H.; Skouta, R.; Schneebeli, S.; Kamenetska, M.; Breslow, R.; Venkataraman, L.; Hybertsen, M. S. Probing the Conductance Superposition Law in Single-Molecule Circuits with Parallel Paths. *Nat. Nanotechnol.* **2012**, *7*, 663–667.
- (19) Ballmann, S.; Härtle, R.; Coto, P. B.; Elbing, M.; Mayor, M.; Bryce, M. R.; Thoss, M.; Weber, H. B. Experimental Evidence for Quantum Interference and Vibrationally Induced Decoherence in Single-Molecule Junctions. *Phys. Rev. Lett.* **2012**, *109*, 056801.
- (20) Lambert, C. J. Basic Concepts of Quantum Interference and Electron Transport in Single-Molecule Electronics. *Chem. Soc. Rev.* **2015**, *44*, 875–888.
- (21) Liu, J.; Huang, X.; Wang, F.; Hong, W. Quantum Interference Effects in Charge Transport through Single-Molecule Junctions: Detection, Manipulation, and Application. *Acc. Chem. Res.* **2019**, *52*, 151–160.
- (22) Garner, M. H.; Solomon, G. C.; Strange, M. Tuning Conductance in Aromatic Molecules: Constructive and Counteractive Substituent Effects. *J. Phys. Chem. C* **2016**, *120*, 9097–9103.
- (23) O’Driscoll, L. J.; Bryce, M. R. Extended Curly Arrow Rules to Rationalise and Predict Structural Effects on Quantum Interference in Molecular Junctions. *Nanoscale* **2021**, *13*, 1103–1123.
- (24) Tour, J. M.; Rawlett, A. M.; Kozaki, M.; Yao, Y.; Jagessar, R. C.; Dirk, S. M.; Price, D. W.; Reed, M. A.; Zhou, C.-W.; Chen, J.; et al. Synthesis and Preliminary Testing of Molecular Wires and Devices. *Chem.—Eur. J.* **2001**, *7*, 5118–5134.
- (25) O’Driscoll, L. J.; Bryce, M. R. A Review of Oligo(Arylene Ethynylene) Derivatives in Molecular Junctions. *Nanoscale* **2021**, *13*, 10668–10711.
- (26) Yamada, R.; Kumazawa, H.; Noutoshi, T.; Tanaka, S.; Tada, H. Electrical Conductance of Oligothiophene Molecular Wires. *Nano Lett.* **2008**, *8*, 1237–1240.
- (27) Rincón-García, L.; Evangeli, C.; Rubio-Bollinger, G.; Agrait, N. Thermopower Measurements in Molecular Junctions. *Chem. Soc. Rev.* **2016**, *45*, 4285–4306.
- (28) Widawsky, J. R.; Darancet, P.; Neaton, J. B.; Venkataraman, L. Simultaneous Determination of Conductance and Thermopower of Single Molecule Junctions. *Nano Lett.* **2012**, *12*, 354–358.
- (29) Miao, R.; Xu, H.; Skripnik, M.; Cui, L.; Wang, K.; Pedersen, K. G. L.; Leijnse, M.; Pauly, F.; Wärnmark, K.; Meyhofer, E.; et al. Influence of Quantum Interference on the Thermoelectric Properties of Molecular Junctions. *Nano Lett.* **2018**, *18*, 5666–5672.
- (30) Grace, I. M.; Olsen, G.; Hurtado-Gallego, J.; Rincón-García, L.; Rubio-Bollinger, G.; Bryce, M. R.; Agrait, N.; Lambert, C. J. Connectivity Dependent Thermopower of Bridged Biphenyl Molecules in Single-Molecule Junctions. *Nanoscale* **2020**, *12*, 14682–14688.
- (31) Hosoya, H. Cross-Conjugation at the Heart of Understanding the Electronic Theory of Organic Chemistry. *Curr. Org. Chem.* **2015**, *19*, 293–310.
- (32) Valkenier, H.; Guédon, C. M.; Markussen, T.; Thygesen, K. S.; Van der Molen, S. J.; Hummelen, J. C. Cross-Conjugation and Quantum Interference: A General Correlation? *Phys. Chem. Chem. Phys.* **2014**, *16*, 653–662.
- (33) Solomon, G. C.; Andrews, D. Q.; Goldsmith, R. H.; Hansen, T.; Wasielewski, M. R.; Van Duyne, R. P.; Ratner, M. A. Quantum Interference in Acyclic Systems: Conductance of Cross-Conjugated Molecules. *J. Am. Chem. Soc.* **2008**, *130*, 17301–17308.
- (34) Gu, J.; Wu, W.; Danovich, D.; Hoffmann, R.; Tsuji, Y.; Shaik, S. Valence Bond Theory Reveals Hidden Delocalized Diradical Character of Polyenes. *J. Am. Chem. Soc.* **2017**, *139*, 9302–9316.
- (35) Alanazy, A.; Leary, E.; Kobatake, T.; Sangtarash, S.; González, M. T.; Jiang, H. W.; Bollinger, G. R.; Agrait, N.; Sadeghi, H.; Grace, I.; et al. Cross-Conjugation Increases the Conductance of Meta-Connected Fluorenones. *Nanoscale* **2019**, *11*, 13720–13724.
- (36) Medina-Rivero, S.; García-Arroyo, P.; Li, L.; Gunasekaran, S.; Stuyver, T.; Mancheño, M. J.; Alonso, M.; Venkataraman, L.; Segura, J. L.; Casado, J. Single-Molecule Conductance in a Unique Cross-Conjugated Tetra(Aminoaryl)Ethere. *Chem. Commun.* **2021**, *57*, 591–594.
- (37) Hurtado-Gallego, J.; Davidson, R.; Grace, I. M.; Rincón-García, L.; Batsanov, A. S.; Bryce, M. R.; Lambert, C. J.; Agrait, N. Quantum Interference Dependence on Molecular Configurations for Cross-Conjugated Systems in Single-Molecule Junctions. *Mol. Syst. Des. Eng.* **2022**, *7*, 1287–1293.
- (38) van Dijk, E. H.; Myles, D. J. T.; van der Veen, M. H.; Hummelen, J. C.; Hummelen, J. C. Synthesis and Properties of an Anthraquinone-Based Redox Switch for Molecular Electronics. *Org. Lett.* **2006**, *8*, 2333–2336.
- (39) Baghernejad, M.; Zhao, X.; Baruël Ørnsø, K.; Füeg, M.; Moreno-García, P.; Rudnev, A. V.; Kaliginedi, V.; Vesztergom, S.;

Huang, C.; Hong, W.; et al. Electrochemical Control of Single-Molecule Conductance by Fermi-Level Tuning and Conjugation Switching. *J. Am. Chem. Soc.* **2014**, *136*, 17922–17925.

(40) Ismael, A. K.; Grace, I.; Lambert, C. J. Connectivity Dependence of Fano Resonances in Single Molecules. *Phys. Chem. Chem. Phys.* **2017**, *19*, 6416–6421.

(41) Wang, C.; Bryce, M. R.; Gigon, J.; Ashwell, G. J.; Grace, I.; Lambert, C. J. Synthesis and Properties of Functionalized 4 Nm Scale Molecular Wires with Thiolated Termini for Self-Assembly onto Metal Surfaces. *J. Org. Chem.* **2008**, *73*, 4810–4818.

(42) Mahendran, A.; Gopinath, P.; Breslow, R. Single Molecule Conductance of Aromatic, Nonaromatic, and Partially Antiaromatic Systems. *Tetrahedron Lett.* **2015**, *S6*, 4833–4835.

(43) Zhang, Y.-P.; Chen, L.-C.; Zhang, Z.-Q.; Cao, J.-J.; Tang, C.; Liu, J.; Duan, L.-L.; Huo, Y.; Shao, X.; Hong, W.; et al. Distinguishing Diketopyrrolopyrrole Isomers in Single-Molecule Junctions via Reversible Stimuli-Responsive Quantum Interference. *J. Am. Chem. Soc.* **2018**, *140*, 6531–6535.

(44) Almughathawi, R.; Hou, S.; Wu, Q.; Liu, Z.; Hong, W.; Lambert, C. Conformation and Quantum-Interference-Enhanced Thermoelectric Properties of Diphenyl Diketopyrrolopyrrole Derivatives. *ACS Sens.* **2021**, *6*, 470–476.

(45) Zang, Y.; Fung, E.-D.; Fu, T.; Ray, S.; Garner, M. H.; Borges, A.; Steigerwald, M. L.; Patil, S.; Solomon, G.; Venkataraman, L. Voltage-Induced Single-Molecule Junction Planarization. *Nano Lett.* **2021**, *21*, 673–679.

(46) Zantioti-Chatzouda, E.-M.; Kotzabasaki, V.; Stratakis, M. Synthesis of γ -Pyrone and N-Methyl-4-Pyridones via the Au Nanoparticle-Catalyzed Cyclization of Skipped Diynones in the Presence of Water or Aqueous Methylamine. *J. Org. Chem.* **2022**, *87*, 8525–8533.

(47) Qiu, Y. F.; Yang, F.; Qiu, Z. H.; Zhong, M. J.; Wang, L. J.; Ye, Y. Y.; Song, B.; Liang, Y. M. Brønsted Acid Catalyzed and NIS-Promoted Cyclization of Diynones: Selective Synthesis of 4-Pyrone, 4-Pyridone, and 3-Pyrrolone Derivatives. *J. Org. Chem.* **2013**, *78*, 12018–12028.

(48) Evangeli, C.; Gillemot, K.; Leary, E.; González, M. T.; Rubio-Bollinger, G.; Lambert, C. J.; Agrait, N. Engineering the Thermopower of C60 Molecular Junctions. *Nano Lett.* **2013**, *13*, 2141–2145.

(49) Zotti, L. A.; Bednarz, B.; Hurtado-Gallego, J.; Cabosart, D.; Rubio-Bollinger, G.; Agrait, N.; van der Zant, H. S. J. Can One Define the Conductance of Amino Acids? *Biomolecules* **2019**, *9*, 580.

(50) Cabosart, D.; El Abbassi, M.; Stefani, D.; Frisenda, R.; Calame, M.; van der Zant, H. S. J.; Perrin, M. L. A Reference-Free Clustering Method for the Analysis of Molecular Break-Junction Measurements. *Appl. Phys. Lett.* **2019**, *114*, 143102.

(51) El Kholy, I. E.-S.; Marei, M. G.; Mishrikey, M. M. Synthesis of Acetylenic β -Diketones and Their Conversion into 4H-Pyran-4-Ones, Pyrazoles, and 1-Hydroxy-4-Pyridones. *J. Heterocycl. Chem.* **1979**, *16*, 737–743.

(52) Ibrahim, E. E. K.; Mishrikey, M. M.; Marei, M. G. Isoxazole Derivatives from 4H-Pyran-4-Ones and Related Compounds. *Egypt. J. Chem.* **1984**, *27*, 767–777.

(53) Ismael, A.; Wang, X.; Bennett, T. L. R.; Wilkinson, L. A.; Robinson, B. J.; Long, N. J.; Cohen, L. F.; Lambert, C. J. Tuning the Thermoelectrical Properties of Anthracene-Based Self-Assembled Monolayers. *Chem. Sci.* **2020**, *11*, 6836–6841.

(54) Soler, J. M.; Artacho, E.; Gale, J. D.; García, A.; Junquera, J.; Ordejón, P.; Sánchez-Portal, D. The SIESTA Method for Ab Initio Order-N Materials Simulation. *J. Phys. Condens. Matter* **2002**, *14*, 2745–2779.

(55) Ferrer, J.; Lambert, C. J.; García-Suárez, V. M.; Manrique, D. Z.; Visontai, D.; Oroszlany, L.; Rodríguez-Ferradas, R.; Grace, I.; Bailey, S. W. D.; Gillemot, K.; et al. GOLLUM: A Next-Generation Simulation Tool for Electron, Thermal and Spin Transport. *New J. Phys.* **2014**, *16*, 093029.

(56) Markussen, T.; Schiötz, J.; Thygesen, K. S. Electrochemical Control of Quantum Interference in Anthraquinone-Based Molecular Switches. *J. Chem. Phys.* **2010**, *132*, 224104.

(57) Soni, S.; Ye, G.; Zheng, J.; Zhang, Y.; Asyuda, A.; Zharnikov, M.; Hong, W.; Chiechi, R. C. Understanding the Role of Parallel Pathways via In-Situ Switching of Quantum Interference in Molecular Tunneling Junctions. *Angew. Chem., Int. Ed.* **2020**, *59*, 14308–14312.

(58) Lambert, C. J.; Liu, S.-X. A Magic Ratio Rule for Beginners: A Chemist's Guide to Quantum Interference in Molecules. *Chem.—Eur. J.* **2018**, *24*, 4193–4201.

(59) Evers, F.; Korytar, R.; Tewari, S.; van Ruitenbeek, J. M. Advances and challenges in single-molecule electron transport. *Rev. Mod. Phys.* **2020**, *92*, 035001.

(60) Pedersen, K. G. L.; Strange, M.; Leijnse, M.; Hedegård, P.; Solomon, G. C.; Paaske, J. Quantum Interference in Off-resonant Transport Through Single Molecules. *Phys. Rev. B: Condens. Matter Mater. Phys.* **2014**, *90*, 125413.

(61) Bergfield, J. P.; Stafford, C. A. Thermoelectric Signatures of Coherent Transport in Single-Molecule Heterojunctions. *Nano Lett.* **2009**, *9*, 3072–3076.

(62) Yoshizawa, K.; Tada, T.; Staykov, A. Orbital Views of the Electron Transport in Molecular Devices. *J. Am. Chem. Soc.* **2008**, *130*, 9406–9413.

Recommended by ACS

Supramolecular Radical Electronics

Tengyang Gao, Wenjing Hong, et al.

JULY 26, 2023

JOURNAL OF THE AMERICAN CHEMICAL SOCIETY

READ 

Stretch Evolution of Electronic Coupling of the Thiophenyl Anchoring Group with Gold in Mechanically Controllable Break Junctions

Mani Lokamani, Artur Erbe, et al.

JUNE 15, 2023

THE JOURNAL OF PHYSICAL CHEMISTRY LETTERS

READ 

Enhanced π - π Stacking between Dipole-Bearing Single Molecules Revealed by Conductance Measurement

Chengyang Zhang, Jinghong Li, et al.

JANUARY 10, 2023

JOURNAL OF THE AMERICAN CHEMICAL SOCIETY

READ 

Stereoelectronic Modulation of a Single-Molecule Junction through a Tunable Metal–Carbon $d\pi$ - $p\pi$ Hyperconjugation

Chun Tang, Haiping Xia, et al.

APRIL 25, 2023

JOURNAL OF THE AMERICAN CHEMICAL SOCIETY

READ 

Get More Suggestions >